



Learning objective: To learn to express hopes and good wishes.

Product: A video card to be sent to students IES Badia del Vallès.

Number of sessions: 5

I HOPE YOU WILL LOVE MY XMAS VIDEO CARD

Session 1

TASK ONE (whole group): Listen to [the song “all my loving” by Los Manolos](#) and fill in the gaps with the rhyming words provided.

true kissing away you day

Close your eyes and I'll kiss you

Tomorrow I'll miss _____

Remember I'll always be true

And then while I'm away

I'll write home every _____

And I'll send all my loving to you.

I'll pretend that I'm _____

The lips I am missing

And hope that my dreams will come true

And then while I'm _____

I'll write home every day

And I'll send all my loving to you.

All my loving, I will send to you

All my loving, darling I'll be _____.



TASK TWO (individually): Match the pictures with the corresponding verse.

Close your eyes and I'll kiss you.

Picture number _____

Tomorrow I'll miss you.

Picture number _____

Remember I'll always be true.

Picture number _____

And then while I'm away,

Picture number _____

I'll write home every day


Picture number _____

And I'll send all my loving to you.

Picture number _____



Picture number 1




Picture number 2




Picture number 3



Picture number 4



Picture number 5



Picture number 6



I'll pretend that I'm kissing

Picture number _____

The lips I am missing

Picture number _____

And hope that my dreams will come true

Picture number _____

And then while I'm away

Picture number _____

I'll write home every day

Picture number _____

And I'll send all my loving to you.


Picture number _____

All my loving, I will send to you


Picture number _____

All my loving, darling I'll be true.


Picture number _____



Picture number 7



Picture number 8




Picture number 9




Picture number 10




Picture number 11



Picture number 12



Picture number 13



Picture number 14



TASK THREE (whole group): The men in the song HOPE that HIS DREAMS WILL COME TRUE. Tell us about them and then write three of them down in the tree of hopes.

I hope...



I HOPE YOU WILL LOVE MY XMAS VIDEO CARD



Session 2

TASK FOUR (individually): We all have dreams. We all hope our dreams will come true. Christmas is a season in which we create new hopes, new dreams. Read these four verses of a poem by Ella Wheeler Wilcox.

*What can be said in New Year rhymes,
That's not been said a thousand times?
The new years come, the old years go,
We know we dream, we dream we know.*

TASK FIVE (in groups of 3): Write two verses to expand this poem. Have a look at the example:

*What can be said in New Year rhymes,
That's not been said a thousand times?*

In this world, there are wars every day
I hope next year they will go away

*The new years come, the old years go,
We know we dream, we dream we know.*

As you can see, all the verses rhyme. Use the Rhyming Words Picture Dictionary you will find at the end of this handout to create your two verses.

TASK SIX (in groups of 3): Your verses will be part of your Christmas video card you will create using Chroma Key. You already know how to use it. Can you order these steps?

STEP NUMBER	INSTRUCTIONS ON HOW TO USE CHROMA KEY TO EDIT YOUR VIDEO
	Add an image or another video in the second row to combine them.
	Save the video in the iPad.
1	Press the + symbol and create a new project.
	Press the + button in the first row and insert a video source from the iPad albums.
	You can add different images and videos throughout the main video.

I HOPE YOU WILL LOVE MY XMAS VIDEO CARD



Groups 1, 2, 3, 4 & 5 will do the tasks in session 3.
Groups 6, 7, 8, 9 & 10 will do the task in session 4.

Session 3

TASK SEVEN (in groups of 3): Now that you have your verses, you need to

- Record your group reciting the poem in front of the green screen.
- Select/ decide the images they will use as background for their verses.
- Use Chroma Key to edit your clips.

I HOPE YOU WILL LOVE MY XMAS VIDEO CARD

Groups 1, 2, 3, 4 & 5 will do the tasks in session 4.
Groups 6, 7, 8, 9 & 10 will do the task in session 3.

Session 4

TASK EIGHT (in groups of 3): Copy your two verses inside the leaf, colour it, cut it out and use it to decorate your classroom with a wishing tree.



IMPORTANT: At the end of session four, the teacher (or a group of students) edits the various clips to create one poem per class and sends it to the other school.



OPTIONAL ACTIVITY (in case there's time left in one of the sessions): Play a [memory game online](#).

I HOPE YOU WILL LOVE MY XMAS VIDEO CARD

Session 5

TASK NINE (whole group): Let's watch your Christmas video card and give some awards!



BEST ACTOR: And the winner is _____

BEST ACTRESS: And the winner is _____

BEST CLIP: And the winner is group _____








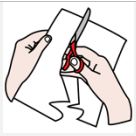



BEST VERSE: And the winner is group _____








TASK TEN (whole group): It's time to read the Christmas card you have received from students at IES Badia.




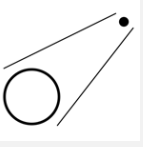







MERRY CHRISTMAS!!!



Rhyming Words Picture Dictionary 1

Stop 	Shop 	Raindrop 	Flip-Flop 
Top 	Lollypop 	Hop 	Crop 
Teardrop 	Tiptop 	Rooftop 	







Map 	Clap 	Nap 	Snap 
Cap 	Gap 	Lap 	












Car 	Star 	Bazaar 
Far 	Scar 	Guitar 
Jar 	War 	Jaguar 
Caviar 	Bar 	Avatar 




























ARE



Rhyming Words Picture Dictionary 2



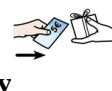

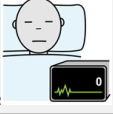











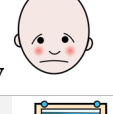

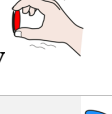



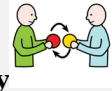
King 	Swing 	Sing 
Bring 	Thing 	Verbs+Ing  Playing, singing, bringing, etc.



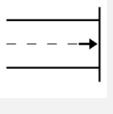


Year 	Ear 	Cheer 
Clear 	Here 	Dear 
Tear 	Appear 	Disappear 
We're	Reindeer 	Volunteer 


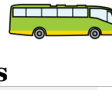
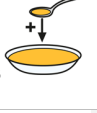




Tree 	Be	Bee 	Free 
He 	Key 	Knee 	Me 
Pea 	Sea 	See 	She 
Ski 	Tea 	Three 	We 
Agree 	Angry 	Brownie 	Bully 
Buddy 	Bunny 	Candy 	Cookie 
Cloudy 	Honey 	Happy 	Money 



Rhyming Words Picture Dictionary 3

Sky 	Cry 	Buy 	Bye 
Die 	Dry 	Eye 	Fly 
Fry 	Guy 	Hi 	High 
I 	Lie 	My 	Pie 
Shy 	Why 	Try 	Multiply $\begin{array}{r} \times 8 \\ 2 \end{array}$
July 	Reply 	Butterfly 	Modify 

Friend 	Send 	Pretend
End 	Attend 	Blend 

Love 	Of	Bus 	Plus 
Glove 	Above 	Christmas 	Us 

New 	Few 	View 	Barbecue 
Crew 	Queue 	Menu 	Statue 
			Glue 



Rhyming Words Picture Dictionary 4




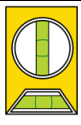


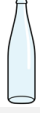



You	Boo	Do	True
Blue	Zoo	Shoe	Tattoo
To	Two	me too!	Who



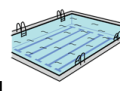



Food	Dude	Conclude	THANK YOU
Mood	Rude	Include	Gratitude Aptitude


















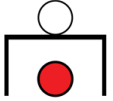


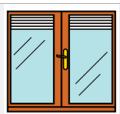



Flower	Sir	Anger	Biker
Her	After	Answer	Better
Mother	Sister	Computer	
Father	Brother	Adj+Er	Taller



Rhyming Words Picture Dictionary 5












Travel 	Bible 	Bicycle 	Level 	Visible 
Angel 	Bottle 	Battle 	Jiggle 	Invisible 
















School 	Cool 	Pool 
Rule 	Tool 	Stool 







Snow 	Blow 	Rainbow 	Glow 
Go 	Grow 	Know 	Low 
No 	Oh 	Row 	Show 
Slow 	Piano 	Throw 	Ago 
Arrow 	Below 	Mango 	Pillow 
Window 	Yellow 	Zero 	Domino 






Rhyming Words Picture Dictionary 6

Rain 	Brain 	Chain 	Pain 
Gain 	Explain 	Mine 	Plane 
Spain 	Train 	Again	Champaign 

Eat 	Beat 	Cheat	Heat 
Meat 	Meet 	Sheet 	Seat 
Suite 	Sweet 	Tweet 	Compete 
Complete 	Concrete 	Heartbeat 	Receipt 

Day 	A 1	Pay 	Play 
Pray 	Say 	Stay 	Way 

Fun 	Run 	Sun 
--	--	--

Drink 	Ink 	Think 	Sink 
--	--	--	---



Rhyming Words Picture Dictionary 7

Ball 	Call 	All 	Doll
Hall 	Mall 	Wall 	Install
Fall 	Fall 	Waterfall 	Tall
Boy 	Toy 	Joy 	Annoy
Like 	Bike 	Hike 	Strike
Dance 	Chance 	France 	Advance
Entrance 	Romance 		
Walk 	Talk 	Clock 	Lock
Knock 	Rock 	Shock 	Sock

CREDITS: The drawings to illustrate the song were made by Paula Guerrero. The other images used were taken from a free bank of images.

ACKNOWLEDGMENTS: Thank you to all students of 2nd ESO from Institut Federica Montseny (Badia del Vallès), and their English teachers, Isabel Sandoval and Jorge, who engaged in this project so enthusiastically during academic year 2017-2018.